

www.mobogenie.com/Android-Manager

Download Free PC Manager Software for Android Devices, Download Now !

How to re-install MK802 firmware

06/12/2012 at 12:00 PM by [Brad Linder](#) — 29 Comments

Download Mt4

forexpeacearmy.com/_Mt4_ForexWe Test Robots On Our Accounts & We Share The Results
With You = Free!

The [MK802](#) \$74 mini PC ships with Google Android 4.0. It also ships with root access enabled, which means it's possible to delete important system files or make other changes that could leave you with a less-than-useful operating system.

The good news is that it's possible to boot an [alternate operating system such as Ubuntu Linux](#) from a microSD card (although I've found that sometimes the MK802 doesn't want to read the card).

But it's also possible to re-install the original MK802 firmware, or flash a firmware update.

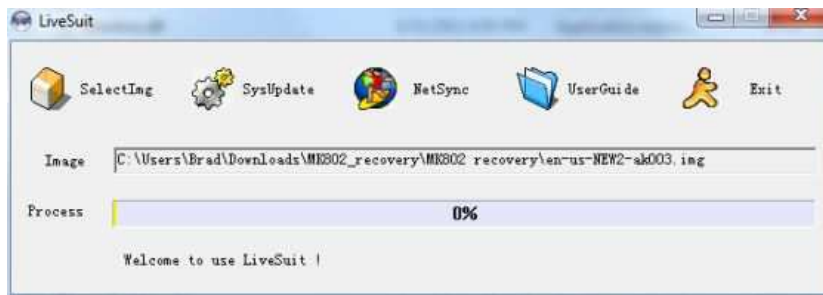


Rikomagic has uploaded a recovery suite to its [support page](#), but that download link can be a bit flaky. You might have better luck downloading the 269MB file [from a mirror](#).

If you have a 64-bit PC, you can also download the [64-bit version of LiveSuit](#).

Once you've done that, here's how to use the tools to re-install the firmware (or install alternate firmware) using a Windows PC:

1. Unpack the MK802_recovery.rar file to a folder on your PC.
2. Open a Windows Explorer window and navigate to the MK802_recovery directory and locate the subdirectory called "livesuit" and open it.
3. Double-click the LiveSuit.exe file.



4. Choose the SelectImg option to choose your recovery image and then locate the en-us-NEW2-ak003.img file in the MK802 recovery directory.

5. See those two small holes on your the front of the MK802 by the HDMI port? One is for the status LED. Poke a paperclip in the other one to press down on a button and while you're holding down that button connect your MK802 to your PC using a USB to mini USB cable.

Note: If you've already installed the drivers and this isn't your first time using LiveSuit to install a firmware update, you can probably skip ahead to step 10... or just sit back and let the software do its thing. It pretty much runs itself from here on out.

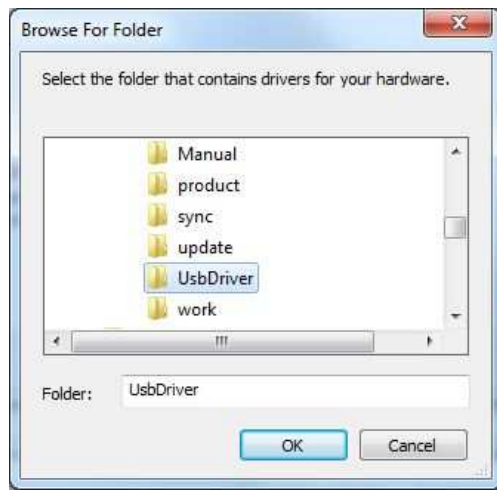
6. Your computer will find new hardware but won't be able to install the drivers properly.

7. Open the Windows Device Manager and look for an "Unknown Device."

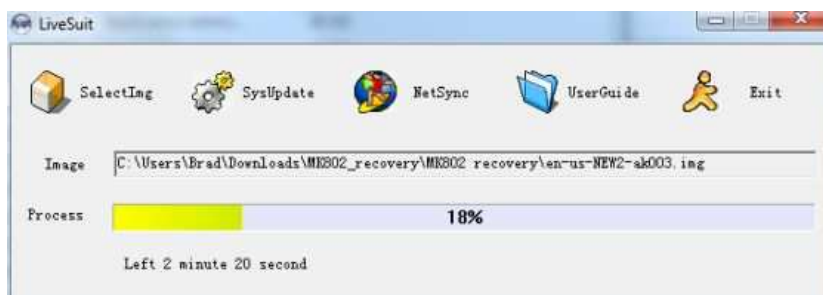
8. Right-click on the device and select the option to "Update Driver."



9. Choose the option to "Browse my computer for driver software" and navigate to the livesuit directory and select the "UsbDriver" folder.



10. As long as LiveSuit is already running, once Windows successfully installs the drivers the app should recognize your device and start installing the firmware.



11. If it does not, you can click the SysUpdate icon to get started.

12. You may see a message asking if you want to overwrite all of your settings or keep your apps and settings in place. Choose the option that best suits your needs.

13. Once the process is complete, unplug your MK802 and disconnect the power source if it's using a separate one, then plug the power (or USB cable) back in to turn it on and boot into Android again.

I'm still looking for a way to create a system backup of the MK802, preserving my files, apps, and settings. But since I haven't found a way to install a custom recovery yet, I feel a little safer playing with this little computer now that I know how easy it is to basically perform a factory restore by re-installing the original firmware.

Update: You can also now install ClockworkMod Recovery on the MK802 to make a complete backup of your device or to restore from an earlier backup.

The RK804 Android 4.0 Mini PC is [available from AliExpress for \\$74](#).

via [Rikomagic forum](#)

You might also like

- [How to install CyanogenMod 10 on an MK802 mini PC \(internal storage\)](#)
- [7 Business Apps Every Professional Should Download \(Work Intelligently\)](#)
- [MK802 II Android 4.0 Mini PC recovery tools](#)
- [Install ClockworkMod Recovery on the MK802](#)

14

12

28

Share this article, [leave a comment](#) or [subscribe to our RSS feed](#).

Like

Tweet

g+1



28 comments



Join the discussion...

Best ▾ Community

Share

Login ▾



Ld David · a year ago

I bought this item <http://lightake.com/detail.do/...> MK802+ and I am not able to start it up. I decided to load up the firmware but I can't do that. Is this device legit?

I tried this method but I stuck at the point where drivers are ready but LiveSuit is not recognizing my device...

Any chances this device is able to be flashed/restored?

posted this question at miniand forum as well without an answer so far...

8 ^ | ▾ · Reply · Share ›



gordosam · a year ago

I've tried 3 different pcs but all of them recognise the device as android" and dont accept the usb driver provided. ?????

8 ^ | ▾ · Reply · Share ›



ed →gordosam · a year ago

make sure u keep pressing the reset button while plugging in the usb. press reset button for another 10 seconds. (DO NOT RELEASE RESET BUTTON IN THE WHOLE PROCESS). This works for me.

1 ^ | ▾ · Reply · Share ›



Rudy Peev · 2 years ago

I've had mine for 5 days and today when plugging it in the LED light up orange and nothing displayed over HDMI. Has anyone seen this behavior before? I am downloading the recovery as we speak, but you're correct - their site is Very flaky - I get anywhere from 45mb to 120mb of the file and then it just marks it complete, so I'm getting it from the DepositedFiles site which is significantly slower. Is there a Proper way to shut down the PC? I have been just turning off my TV which is also powering it via USB and I suspect that's what has caused the current behavior.

Thanks!

3 ^ | ▾ · Reply · Share ›



Fernando →RudyPeev · a year ago

Hi, I have the same problem. Have you solved it?

^ | ▾ · Reply · Share ›



Jason Simpson → Fernando · a year ago

Mine has the same problem on my Panasonic plasma but works fine on my Hitachi plasma, LG lcd and Sanyo lcd.

^ | v · Reply · Share ›



roba0 → Jason Simpson · 11 months ago

Hi Some of the mini PC was set the refresh rate to 50Hz it might cause some problem with NTSC computer I set my to 60Hz from my computer screen and it works on my TV

^ | v · Reply · Share ›



MK802ii · a year ago

please answer me. i have mk802 II. how i flash that img my device ?

1 ^ | v · Reply · Share ›



Dave · a year ago

Lets face it: The manufacturer could not care less and failed to post firmware that works. None of the Experts here know how to fix the update bug..

Basically you are lumbered with a pile of junk. Forget it and throw it in the bin.

China Buys is now selling this for \$45. It aint worth 45 cents in its present state.

I have tried updates with win XP/7 64 and 32 bit version. None of them work.

Another pile of unsupported Junk from China. Forget it !!!

end of story.

1 ^ | v · Reply · Share ›



Bill Smith · 2 years ago

You mentioned that sometimes the MK802 does not want to read the card. What do you do when that happens? Try a different card? Wait for the card (or the MK802) to cool down?

1 ^ | v · Reply · Share ›



mk802questions · 2 years ago

can we see a new video of the mk802 running the puppu linux image that has been floating around? Also, have you had any success dd an image directly to the internal storage of the device over the existing android partition?

1 ^ | 2 v · Reply · Share ›



Zhao Linda · 2 months ago

Good job. I had made a brick my minipc, and now it's working again!

^ | v · Reply · Share ›



Luis · 4 months ago

Thank you a lot!

I had made a brick my minipc, and now it's working again!

Thank you again.

Luis.

^ | v · Reply · Share ›



Jonas · a year ago

I did this and it worked (everything on the pc).

but then i plug my MK802+ to my TV and the TV says "no signal"
i repeated the process with the Rev2 Firmware, still "no signal".

Is my MK802+ now broken?

^ | v · Reply · Share ›



Austin Kelly · a year ago

Well, I got the image loaded but i seems like it just keeps restarting, I see a greenish Android screen that looks like a boot screen. My HDMI connection keeps cutting out like it's restarting over and over. Is it installing it? It's been like 5 minutes now. Guess I'll wait to see if it gets done...

^ | v · Reply · Share ›



Austin Kelly → Austin Kelly · a year ago

Nope, display just keeps cutting in and out

^ | v • Reply • Share >



andrea • a year ago
does it will works for mk802 II?

^ | v • Reply • Share >



sekar • a year ago
hi..

my mini pc not connecting with wifi....

somebody help me...

^ | v • Reply • Share >



fvanhest • a year ago
The 64bit of livesuite didn't work for me, but the 32bit does work.

^ | v • Reply • Share >



pupazzaro • a year ago
I'd like to try the firmware update but when I've tried the clip method nothing seems to happen. I'm pressing before plugging into usb (and tried after, pressing for a long time ...) but nothing ... is my mk802 unable to reset or am I making mistakes in something?

^ | v • Reply • Share >



Orangeverte • a year ago
Perfect for me !!! Thanks.
Cordialement.
Alex.

^ | v • Reply • Share >



Dave Smithdale • a year ago
I have just got one of these and runs cool for me. On ADSL2 speed appears reasonable. BUT.. It has Skype. I can log in and see my contacts and IM bar is active But... How does one interface a camera/mic. I have a Logitech USB cam/mic which works great on PC. But can find no information. The "manual" says nothing about it. I have tried the USB input. Guess I need a cam apk?
PCs I know inside out but these devices I am lite on knowledge. Anyone help?

^ | v • Reply • Share >



yyqfeng • a year ago
Это производство MK-802 производителей. Друга в необходимости покупки, пожалуйста
<http://www.aliexpress.com/stor...> .Выгодной цене.

^ | v • Reply • Share >



C. Schmidt • a year ago
Counting myself lucky they have this tool, as my testing the first of three I bought appears to have fried or otherwise upset it (no boot now).

^ | v • Reply • Share >



detdit • a year ago
"10. As long as LiveSuit is already running, once Windows successfully installs the drivers the app should recognize your device and start installing the firmware."

i get:

"Windows was unable to install your unknown device"

Edit: <http://www.slatedroid.com/topi...>

this worked for me. there seem to be a few people having troubles with this step.

^ | v • Reply • Share >



Michael Alexander • 2 years ago
Miniand are hosting all the files themselves as separate downloads on their site:
<https://www.miniand.com/forums...>

^ | v • Reply • Share >



First • 2 years ago
Regarding the last point - Titanium might do a full backup of this right?



^ | v · Reply · Share ›



Brad Linder Mod First · 2 years ago

Kinda... it will backup **all** your apps and settings, but a Nandroid backup creates a copy of absolutely everything on your disk -- so even if you can't boot into Android you can use a recovery utility such as TWRP or ClockworkMod to restore your system.

That's assuming you can get TWRP or ClockworkMod installed... right now I don't know if there's a way to do that, so you're right. Titanium might be the next best thing.

^ | v · Reply · Share ›

ALSO ON LILIPUTING

[Acer Iconia W4 Windows tablet with 8 inch screen now available](#) 20 comments

[Samsung's new mobile RAM could lead to phones with 4GB of memory](#) 14 comments

[Lilbits \(12-30-2013\): Next-gen Samsung Chromebook?](#) 2 comments

[Next-gen LG Windows tablets, ultrabooks coming in 2014](#) 5 comments

AROUND THE WEB

[Pastor Mocked for His 'Biblical Money Code,' Gets Last Laugh](#) Moneynews

[VIDEO: STACK Fitness Weekly: Build Chest and Core Strength With These ...](#) Stack

[More Obamacare enrollees in two days than all of October](#) World News

[7 Jaw-Dropping Ocean Animals That Are Real](#)
PBH Network

WHAT'S THIS?

[Subscribe](#)

[Add Disqus to your site](#)

Search this site...

FEATURED ARTICLES

[Dell Venue 8 Pro Windows tablet review](#)

[Android alternatives to the iPod touch](#)

[Asus Transformer Book T100 review: Rebirth of the affordable portable PC](#)



7 produktov, ktorým by ste sa mali vyhýbať:
Vyhýbajte sa siedmym tučným produktom a chudnite každý deň

dennenoviny.com **Prečítajte si článok >>**

2261
Followers

4950
Likes

10360
Subscribers

5133
Followers

FEATURED VIDEO

[Dell Venue 8 Pro Windows tablet review](#)

RECENT POSTS

[Ouya returns to its roots: Hacked to become a handheld game system](#)

[Deals of the Day \(12-31-2013\)](#)

[Allwinner introduces A80 Optimus Board with octa-core CPU](#)



**INTEL NUC
DC3217BY**

od **3802 Kč**
ušetříte až 37%

POPULAR DISCUSSIONS

[Podor T518 Android TV box giveaway](#)
270 comments · 7 hours ago

[MK802 IV Linux mini PC giveaway](#)
269 comments · 2 days ago

[Next-gen LG Windows tablets, ultrabooks coming in 2014](#)
5 comments · 2 hours ago

Install

Install Java

Gotomeeting Install

Bing Toolbar Install

Chrome Install

Install Skype

AdChoices

Chitika | Opt out?

2991

readers

BY FEEDBURNER

sitemeter

51,528,286



Copyright © 2013 Liliputing · [Advertising](#) · [Privacy](#)